



*Ideal for
Tight Spaces in
Robotic Weld Cells*

EXTREME FLEX CONDUIT
Shown as cut length with
connectors and strain reliefs

EXTREME FLEX CONDUIT

The new **Extreme Flex Conduit** is designed for robotic welding applications requiring a high degree of mobility and flexibility. It features the same low friction elliptical wire spring liner as the Extra Flexible conduit, only with a single outer jacket to provide more flexibility. Extreme Flex conduit is the ideal choice for robotic weld cells with a tight space between the wire source and the robot.

- ▶ Sold in pre-cut lengths with attached connectors, fittings are available for both Wire Wizard® or Panasonic® style quick disconnects as well as threaded disconnects
- ▶ Suitable for steel wire sizes up to .052 (1.3mm)
- ▶ Polymer strain reliefs included on all pre-cut lengths for enhanced strength at connection points



POLYMER STRAIN RELIEF
Included on all pre-cut lengths



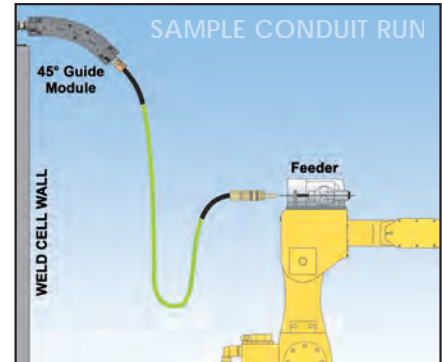
FC-E CONDUIT (EXPLODED VIEW)

P/N	DIMENSIONS	CONNECTORS
FC-E	.241 ID (6.1mm) x .440 OD (11.2mm)	See Below

FC-E CONDUIT CONNECTOR OPTIONS FOR PRE-CUT LENGTHS

Connectors are included on all pre-cut lengths

P/N	DESCRIPTION
A-16M-P1	Male connector for Wire Wizard® quick disconnect
A-16M-P2	Male connector for Panasonic style quick disconnect
A-11E-2	Swaged threaded connector for A-16M-P1 or A-16M-P2
A-11E-1A	Coupler fitting for threaded disconnects
A-11E-1B	Nut for attachment to threaded disconnects (inc. w/A-11E-1A)



FC-E Conduit in weld cell with short distance between robot and wall

FC-E PRE-CUT CONDUIT*
with Swaged Fittings &
Polymer Strain Reliefs (both ends)
for Wire Wizard® Disconnects

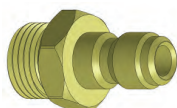
P/N	LENGTH
FCE-3.0-WW	118" – 9.8 ft (3m)
FCE-5.0-WW	197" – 16.4 ft (5m)
FCE-7.5-WW	295" – 24.6 ft (7.5m)
FCE-10.0-WW	394" – 32.8 ft (10m)

FC-E PRE-CUT CONDUIT*
with Swaged Fittings &
Polymer Strain Reliefs (both ends)
for Panasonic® Disconnects

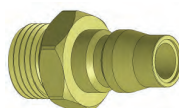
P/N	LENGTH
FCE-3.0-P	118" – 9.8 ft (3m)
FCE-5.0-P	197" – 16.4 ft (5m)
FCE-7.5-P	295" – 24.6 ft (7.5m)
FCE-10.0-P	394" – 32.8 ft (10m)

FC-E PRE-CUT CONDUIT*
with Screw-on Fittings &
Polymer Strain Reliefs (both ends)
for Threaded Disconnects

P/N	LENGTH
FCE-3.0-A	118" – 9.8 ft (3m)
FCE-5.0-A	197" – 16.4 ft (5m)
FCE-7.5-A	295" – 24.6 ft (7.5m)
FCE-10.0-A	394" – 32.8 ft (10m)



A-16M-P1
Wire Wizard® style fitting
included with -WW pre-cut
FC-E conduit



A-16M-P2
Panasonic® style fitting
included with -P pre-cut
FC-E conduit



A-11E-1A & A-11E-1B
Threaded disconnect
fitting included with -A
pre-cut FC-E conduit

*Custom pre-cut lengths available, contact customer service for details.